



VALUATION REPORT

# Lincolnshire Pension Fund

Actuarial valuation as at 31 March 2022

Melanie Durrant FIA  
Barry McKay FFA  
Barnett Waddingham LLP

30 March 2023



# Contents

Executive summary .....	3
Background.....	4
Valuation methodology.....	5
Results.....	8
Reconciliation to previous valuation .....	11
Sensitivities to the liabilities.....	15
Sensitivities to the primary contribution rate .....	16
Further comments.....	17
<b>Appendix 1</b> Summary of data and benefits.....	20
<b>Appendix 2</b> Summary of assumptions.....	23
<b>Appendix 3</b> Regulatory uncertainties.....	27
<b>Appendix 4</b> Dashboard.....	31
<b>Appendix 5</b> Rates and Adjustments Certificate.....	34

## Executive summary

Some of the key results contained within this report are set out below:

### 1. Funding position

Using the agreed assumptions, the Fund had assets sufficient to cover 101% of the accrued liabilities as at 31 March 2022, which has increased from 93% at the 2019 valuation.

### 2. Contributions

Individual employer contributions are set out in Appendix 5 in the Rates and Adjustments Certificate to cover the period from 1 April 2023 to 31 March 2026. No employer is permitted to pay their deficit over a period greater than 17 years from 1 April 2023.

### 3. Method and assumptions

The resulting method and assumptions are set out in Appendix 2 and we believe they are appropriate for the 31 March 2022 valuation. The key assumptions used are a discount rate assumption of 4.0% p.a. and a CPI inflation assumption of 2.9% p.a.

### 4. Investment performance

Investment returns have been strong since the previous valuation, but gains in the funding position have been partially offset by a reduction in future anticipated investment returns net of inflation (i.e. a reduction in the real discount rate).

### 5. Regulatory changes

There have been a number of important regulatory changes since the 2019 valuation including McCloud, Cost management and Climate risk.

Details of how we have approached each change is detailed in this report.

## Background

We have been asked by Lincolnshire County Council, the administering authority for the Lincolnshire Pension Fund (the Fund), to carry out an actuarial valuation of the Fund as at 31 March 2022. The Fund is part of the Local Government Pension Scheme (LGPS), a defined benefit statutory scheme administered in accordance with the Local Government Pension Scheme Regulations 2013 (the Regulations) as amended.

The purpose of the valuation is to review the financial position of the Fund and to set appropriate contribution rates for each employer in the Fund for the period from 1 April 2023 to 31 March 2026 as required under Regulation 62 of the Regulations.

This report summarises the results of the valuation and is addressed to the administering authority of the Fund. It is not intended to assist any user other than the administering authority in making decisions or for any other purpose and neither we nor Barnett Waddingham LLP accept liability to third parties in relation to this advice.

This report is provided further to earlier advice dated 9 September 2022 which set out the background to the valuation and explained the underlying methods and assumptions derivation.

This advice complies with Technical Actuarial Standards (TASs) issued by the Financial Reporting Council – in particular TAS 100: Principles for Technical Actuarial Work and TAS 300: Pensions.

We would be pleased to discuss any aspect of this report in more detail.

## Valuation methodology

### Setting contributions

The contribution rates consist of two elements, the primary rate and the secondary rate:

- The **primary rate** for each employer is the employer's future service contribution rate (i.e. the rate required to meet the cost of future accrual of benefits) expressed as a percentage of pay.
- The **secondary rate** is an adjustment to the primary rate to arrive at the total rate each employer is required to pay (for example, to allow for deficit recovery). The secondary rate may be expressed as a percentage of pay or a monetary amount.

Regulation 62 specifies four requirements that the actuary "must have regard" to:

1. The existing and prospective liabilities arising from circumstances common to all those bodies
2. The desirability of maintaining as nearly a constant a primary rate as possible
3. The current version of the administering authority's Funding Strategy Statement (FSS)
4. The requirement to secure the "solvency" of the pension fund and the "long-term cost efficiency" of the Scheme, so far as relating to the pension fund

The wording of the second objective is not ideal in that it appears to be aimed towards the primary rate rather than taking into account the surplus or deficit of the employer. We believe that if we achieve reasonably stable total individual employer rates (which seems like a preferable objective) then we will also meet the regulatory aim.

CIPFA's FSS guidance includes further details, summarised as follows:

- "**solvency**" means ensuring that employers are paying in contributions that cover the cost of benefit accrual and target a fully funded position over an appropriate time period using appropriate actuarial assumptions, and
- "**long-term cost efficiency**" means that employers have the financial capacity to increase contributions (or there is an alternative plan in place) should contributions need to be increased in future.

## Assumptions used

We have considered these four requirements when providing our advice and choosing the method and assumptions used.

A number of reports and discussions have taken place with the administering authority and, where required, its investment advisors before agreeing the assumptions to calculate the results and set contribution rates. In particular:

- The initial results report dated 9 September 2022 provides information and results on a whole fund basis as well as background to the method and derivation of the assumptions.
- The follow up report for the Committee and Board dated 16 September 2022 setting out the agreed actuarial assumptions.
- The climate analysis report dated 17 October 2022 which considers climate risk in the context of the Fund's 2022 actuarial valuation. It considers whether the 2022 valuation funding strategy is sufficiently robust in the context of this climate scenario analysis and any potential contribution impacts.
- The FSS which will confirm the approach in setting employer contributions.

Note that not all of these documents may be in the public domain and may be restricted to the administering authority which has no obligation to share them with any third parties.

The assumptions detailed in this report have been agreed with the administering authority. The Fund's FSS has been reviewed in collaboration with the administering authority to ensure that it is consistent with this approach. The FSS complies with the latest version of CIPFA's FSS guidance but we understand that this guidance is currently under review by the Scheme Advisory Board's Compliance and Reporting Committee. This updated guidance had not come into effect as at the date of this report.

We confirm that in our opinion the agreed assumptions are appropriate for the purpose of the valuation. Assumptions in full are set out in Appendix 2.

## Valuation of liabilities

To calculate the value of the liabilities, we estimate the future cashflows which will be made to and from the Fund throughout the future lifetime of existing active members, deferred benefit members, pensioners and their dependants. We then discount these projected cashflows using the discount rate which is essentially a calculation of the amount of money which, if invested now, would be sufficient together with the income and growth in the accumulating assets to make these payments in future, using our assumption about investment returns.

This amount is called the present value (or, more simply, the value) of members' benefits. Separate calculations are made in respect of benefits arising in relation to membership before the valuation date (past service) and for membership after the valuation date (future service).

To produce the future cashflows or liabilities and their present value we need to formulate assumptions about the factors affecting the Fund's future finances such as inflation, salary increases, investment returns, rates of mortality and staff turnover etc.

The assumptions used in projecting the future cashflows in respect of both past service and future service are summarised in Appendix 2.

## Valuation of assets

We have been provided with Fund accounts for each of the three years to 31 March 2022.

The market asset valuation as at 31 March 2022 was £3.07bn. Please note that this excludes members' additional voluntary contributions (AVCs).

For the purposes of the valuation, we use a smoothed value of the assets rather than the market value. The financial assumptions that we use in valuing the liabilities are smoothed around the valuation date so that the market conditions used are the average of the daily observations over the period 1 January 2022 to 30 June 2022. Therefore, we value the assets in a consistent way and apply the same smoothing adjustment to the market value of the assets.

The smoothed asset valuation as at 31 March 2022 was £3.01bn. This was based on a smoothing adjustment of 98.2%. More detail can be found in Appendix 1.

The Fund's long-term investment strategy has been taken into consideration in the derivation of the discount rate assumption. The investment strategy is set out in the Fund's Investment Strategy Statement (ISS) that should be made publicly available on the Fund's website.

## Previous valuation results

The previous valuation was carried out as at 31 March 2019 by Hymans Robertson. The results are summarised in the valuation report dated 27 March 2020 and reported a deficit of £183m.

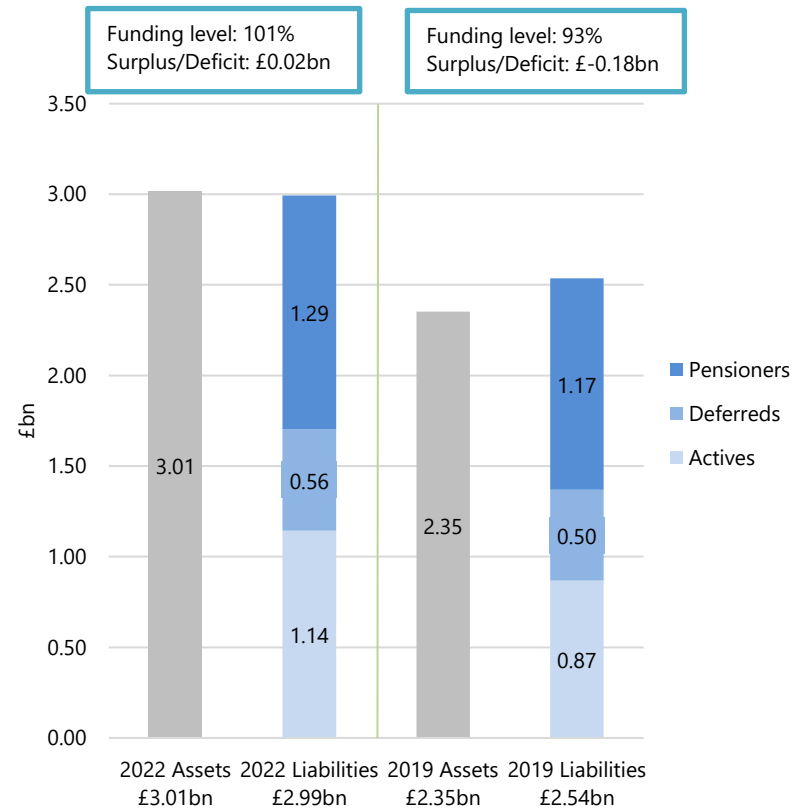
# Results

## Funding position

A comparison is made of the value of the existing assets with the value of the accrued liabilities. If there is an excess of assets over the liabilities then there is a surplus. If the converse applies there is a deficit.

Using the assumptions summarised in Appendix 2, the funding position is set out in the graph below. This shows the funding position of the Fund at the current and previous valuation dates.

There was a surplus of £17.9m in the Fund at the valuation date, corresponding to a funding level of 101%.





## Contribution rates

### Primary rate

Using the assumptions summarised in Appendix 2, the resulting average primary rate across the whole Fund is set out in the table below (after allowing for member contributions). This includes a comparison to the primary rate at the previous valuation.

The primary rate for the whole Fund is the weighted average (by Pensionable Pay) of the individual employers' primary rates.

Primary rate	2022 valuation % of payroll p.a.	2019 valuation % of payroll p.a.
Average total future service rate	30.3%	24.7%
Less average member rate	-6.2%	-6.1%
<b>Fund primary rate</b>	<b>24.1%</b>	<b>18.6%</b>

Active members pay contributions to the Fund as a condition of membership in line with the rates required under the Regulations.

Please note that expenses are allowed for in the derivation of the discount rate and therefore we make no explicit allowance in the primary rate for expenses.

### Secondary rate

The secondary rate is an adjustment to the primary rate to arrive at the total rate each employer is required to pay (for example, to allow for deficit recovery). Where there is a deficit, contributions should be set to restore the funding positions to 100% over an agreed "recovery period".

The recovery period for individual employers varies across the Fund. The administering authority's approach to setting recovery periods is set out in the FSS. Where there is a surplus, this may also be reflected in contribution rates in line with the Fund's FSS.

The primary and secondary rate of the individual employer contributions payable are set out in the Rates and Adjustments Certificate in Appendix 5. These will differ from the primary rate set out above as well as varying from each other as they are either based on the employer's own membership and experience or they are the employer's share of the contributions payable within a pool of employers.

In Appendix 5 we also disclose the sum of the secondary rates for the whole Fund for each of the three years beginning 1 April 2023.

The secondary contributions agreed with the administering authority have been set at this valuation in order to restore the Fund to a funding position of 100% by no later than 2040.

## Projected funding position

Based on the assumptions as set out in Appendix 2 and the contributions certified and set out in Appendix 5, we estimate that the funding position of the whole fund may increase to 103% by 31 March 2025, the next valuation date. This projection is based on the assumptions made for this valuation and contributions being paid at the agreed amounts. This projection does not allow for any actual experience since 31 March 2022 nor any other risks or uncertainties. Some of these additional risks are set out later in this report and in Appendix 3.

## Standardised basis

Following the funding valuation, a "Section 13" report (prepared under Section 13 of the Public Service Pensions Act 2013) will be prepared to report on whether the following aims are achieved: compliance, consistency, solvency and long-term cost efficiency, and to identify any funds that cause concerns.

As part of our calculations we have considered the results on a standardised basis as set by the Scheme Advisory Board (SAB). We are required to provide the SAB with the results for the Fund for comparison purposes.

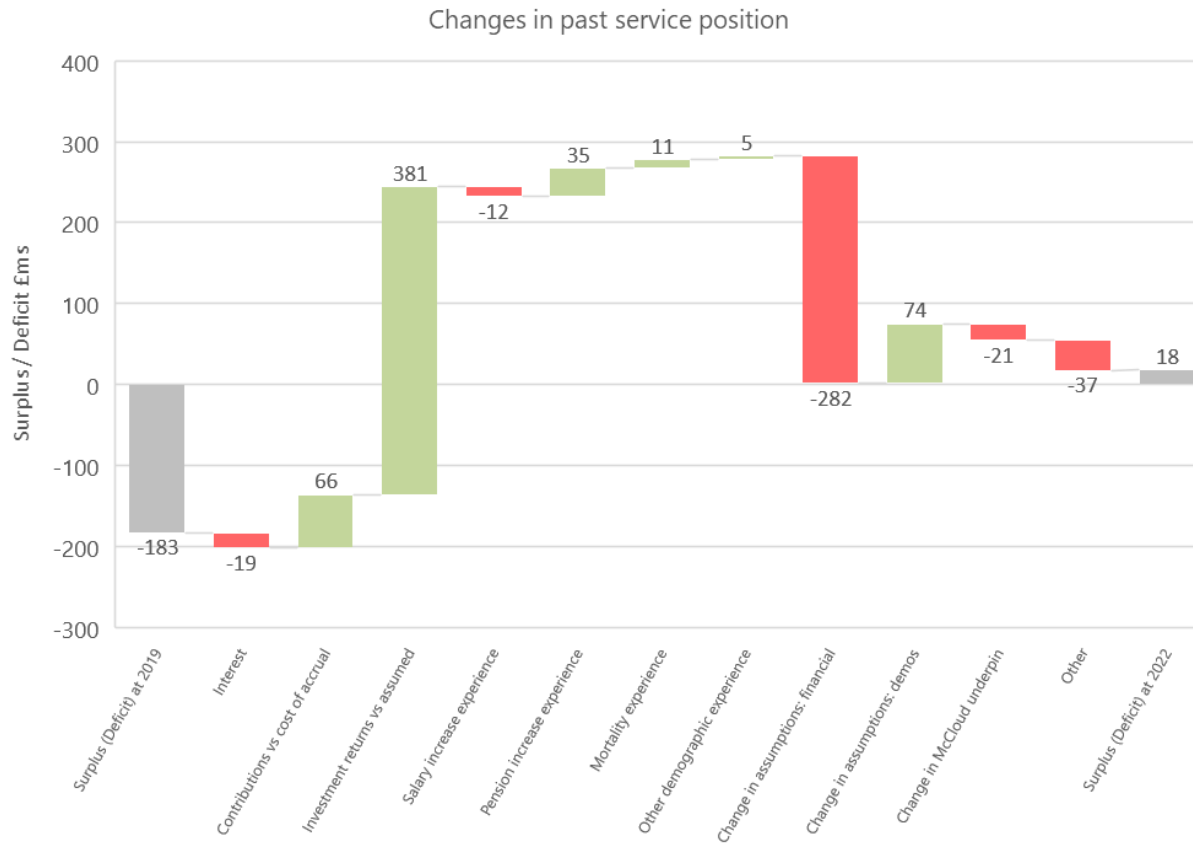
The standardised basis is set using assumptions advice from the Government Actuary's Department (GAD) with some of the assumptions used being set locally (such as mortality) and some are set at Scheme level (including all the financial assumptions). It is not used to set contributions as it does not reflect the Fund's investment strategy or the administering authority's attitude to risk; contributions are set using the funding basis.

The results on the standardised basis as at 31 March 2022 are set out in the dashboard in Appendix 4. The dashboard should assist readers in comparing LGPS valuation reports and the information will be used by GAD in their "Section 13" report.

# Reconciliation to previous valuation

## Funding position

The previous valuation revealed a deficit of £183m. The key factors that have influenced the funding level of the Fund over the period are illustrated in the chart below.



## Experience

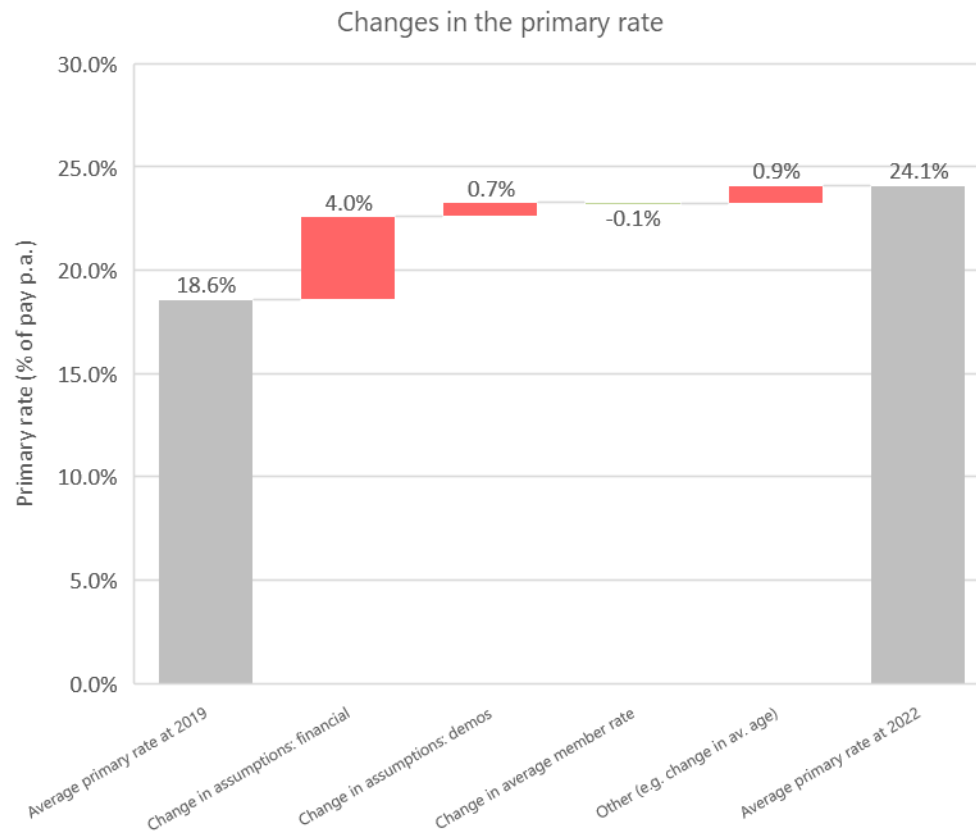
- Investment returns have been strong since 2019 leading to a gain of £381m.
- Contributions paid were higher than the cost of benefits accrued as the employers made deficit contributions resulting in a gain of £66m.
- Pension increases were lower than assumed with some offset from salary increases being greater than assumed, resulting in a small gain of £23m.
- The overall impact of mortality and other demographic assumptions was a small gain of £16m.

## Assumptions

- A review of the financial assumptions combined with the change in market conditions resulted in an increase in the deficit of £281m.
- Updating the mortality assumptions to allow for a fall in future life expectancies resulted in a decrease in the deficit of £74m.

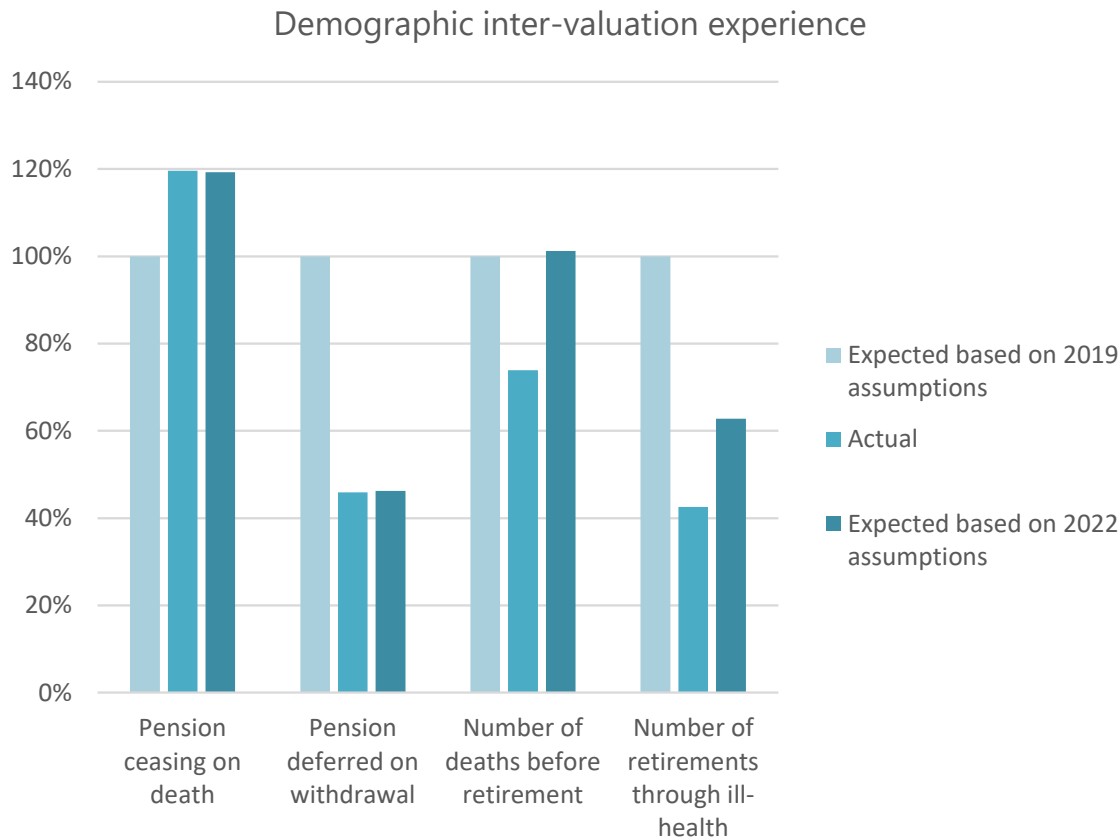
## Primary contribution rate

The previous valuation resulted in an average primary rate of 18.6% of Pensionable Pay. The reasons for the change in the cost of future benefit accrual are set out in the reconciliation chart below.



## Comparing experience with assumptions

A comparison of the actual demographic experience of members of the Fund over the intervaluation period, with that assumed by the assumptions adopted at the last valuation in 2019 is shown in the graph below. The graph also shows how the assumptions adopted for this valuation would have compared with those adopted at 2019.



## Sensitivities to the liabilities

The results set out in this report are based on a particular set of assumptions. The actual cost of providing the benefits will depend on the actual experience, which could be significantly better or worse than assumed. The sensitivity of the results to some of the key assumptions is set out in the table below.

The figures in the table are shown relative to the surplus of £17.9m and funding level of 101% on the agreed funding basis.

2022 sensitivity analysis of funding position	2022 Valuation basis	Decrease discount rate by 0.1% p.a.	Increase CPI inflation by 0.1% p.a.	Increase salary assumption by 0.5% p.a.	Increase long-term rate of mortality improvement by 0.25% p.a.	Increase initial addition to mortality improvement by 0.5%	Decrease 2020/21 weighting parameter by 5%
	£bn	£bn	£bn	£bn	£bn	£bn	£bn
Smoothed asset value	3.01	3.01	3.01	3.01	3.01	3.01	3.01
Total past service liabilities	2.99	3.05	3.05	3.03	3.02	3.04	3.02
<b>Surplus / (Deficit)</b>	<b>0.02</b>	<b>(0.04)</b>	<b>(0.04)</b>	<b>(0.02)</b>	<b>(0.01)</b>	<b>(0.03)</b>	<b>(0.01)</b>
<b>Funding level</b>	<b>101%</b>	<b>99%</b>	<b>99%</b>	<b>99%</b>	<b>100%</b>	<b>99%</b>	<b>100%</b>

## Sensitivities to the primary contribution rate

The calculated primary contribution rate required to fund benefits as they are earned from year to year will also be affected by the particular set of assumptions chosen. The sensitivity of the primary rate to changes in some key assumptions is shown below. Please note that the primary rate set out below does not include any adjustment via the secondary rate. The total contribution rate payable by employers will be a combination of the primary rate and a secondary rate adjustment, further details can be found in Appendix 5.

The figures in the table are shown relative to the primary rate of 24.1% of Pensionable Pay on the agreed funding basis.

2022 sensitivity analysis of primary rate	2022 Valuation basis	Decrease discount rate by 0.1% p.a.	Increase CPI inflation by 0.1% p.a.	Increase long-term rate of mortality improvement by 0.25% p.a.	Increase initial addition to mortality improvement by 0.5%	Decrease 2020/21 weighting parameter by 5%
	% of payroll p.a.	% of payroll p.a.	% of payroll p.a.	% of payroll p.a.	% of payroll p.a.	% of payroll p.a.
Average total future service rate	30.3%	31.1%	31.2%	30.7%	30.7%	30.5%
Less average member rate	6.2%	6.2%	6.2%	6.2%	6.2%	6.2%
<b>Fund primary rate</b>	<b>24.1%</b>	<b>24.9%</b>	<b>25.0%</b>	<b>24.5%</b>	<b>24.5%</b>	<b>24.3%</b>



## Further comments

### Funding Strategy Statement (FSS)

The assumptions used for the valuation have been documented in a revised Funding Strategy Statement agreed between the Fund Actuary and the administering authority.

#### Risks

There are many factors that affect the Fund's funding position and could lead to the Fund's funding objectives not being met within the timescales expected. Some of the key risks that could have a material impact on the Fund are:

- Employer covenant risk
- Investment risk
- Inflation risk
- Mortality risk
- Member options risk
- Regulatory risk
- Climate risk

The sensitivity of the funding results to some of these risks was set out in the sensitivities section of this report. Please note that this is not an exhaustive list. Further information on these risks and more can be found in our initial results report and will be set out in greater detail in the FSS.

#### Post valuation events

Since the valuation date, there has been some significant market turbulence including material increases in short-term inflation and gilt yields. There is an ongoing cost of living crisis, as well as political turmoil.

However, our funding model is designed to help withstand short-term volatility in markets as it is a longer-term model. We use smoothed assumptions over a six-month period with the ultimate aim of setting stable contributions for employers. The valuation approach and assumptions are not based on gilt yields and

the discount rate is derived from the long-term future expected returns on each asset class with a deduction for uncertainty and risk (our prudence adjustment). Therefore, at this stage, the anticipated effect on the long-term funding position is not significant enough to revise our approach.

Nevertheless, due to the ongoing uncertainty around the shorter-term impact of these issues, we have considered these issues in setting the employer contribution rates to ensure that contributions in to the Fund remain appropriate. Most notably, high inflation will have a significant impact in the short term as higher levels of pensions in payment will need to be paid out of the Fund as a result of the anticipated increase of 10.1% in April 2023.

We will continue to monitor the Fund's funding position and raise any individual employer cases with the Fund that we consider need any special attention. The impact of these events will be fully considered as part of the 2025 valuation when we revisit employer contributions.

The next formal valuation is due to be carried out as at 31 March 2025 however we would recommend that the financial position of the Fund is monitored regularly during the period leading up to the next formal valuation.

## Rates and Adjustments Certificate

The contributions payable in respect of benefit accrual and any deficit contributions under each employer's recovery period have been set out in Appendix 5 in the Rates and Adjustments Certificate in accordance with Regulation 62 of the Regulations and cover the period from 1 April 2023 to 31 March 2026. In this certificate no allowance will be made for additional costs arising which need to be met by additional contributions by the employer such as non-ill health early retirements.


The contributions in the Rates and Adjustments Certificate are set so that each employer's assets (including future contributions) are projected to be sufficient to cover the benefit payments for their members, on the assumptions set out in this report. Where there is currently a deficit for an individual employer, recovery of this deficit is targeted in line with the Fund's FSS and all employers are projected to be fully funded after a recovery period length of no more than 17 years from 1 April 2023.

This document has been agreed between the administering authority and the Fund Actuary. Contributions have been set which in our opinion meet the regulatory requirements and the funding objectives set out in the Fund's FSS.

This report must be made available to members on request.



**Melanie Durrant FIA**  
**Partner**  
**Barnett Waddingham LLP**



**Barry McKay FFA**  
**Partner**  
**Barnett Waddingham LLP**

## Appendix 1 Summary of data and benefits

### Membership data

The membership data has been provided to us by the administrators of the Fund. We have relied on information supplied by the administrator and the administering authority being accurate. The membership data has been checked for reasonableness and we have compared the membership data with information in the Fund's accounts. The numbers in the tables below relate to the number of records and so will include members in receipt of, or potentially in receipt of, more than one benefit.

Any missing or inconsistent data has been queried with the Fund and estimated where necessary. Whilst this should not be seen as a full audit of the data, we are happy that the data is sufficiently accurate for the purposes of the valuation.

### Benefits

Full details of the benefits being valued are set out in the Regulations as amended and summarised on the [LGPS website](https://www.lgpsmember.org/) (<https://www.lgpsmember.org/>). We have made no allowance for discretionary benefits.

## Membership summary

A summary of the membership data used in the valuation is as follows. The membership data from the previous valuation is also shown for comparison. Please note that the average ages at 31 March 2022 are weighted by salary for active members and by pension for deferred and pensioner/dependant members. Please see the 2019 valuation report for more information on the data as at 31 March 2019.

Data used	Data at 31 March 2022			Data at 31 March 2019		
Active members	Number	Pensionable pay £m	Average age	Number	Pensionable pay £m	Average age
Males	4,811	112.8	47	n/a	n/a	n/a
Females	19,202	284.3	46	n/a	n/a	n/a
Total	24,013	397.1	46	22,755	336	51
Deferred members (including undecided)	Number	Pension £m	Average age	Number	Pension £m	Average age
Males	5,331	9.4	49	n/a	n/a	n/a
Females	23,322	21.2	50	n/a	n/a	n/a
Total	28,653	30.6	49	32,184	30	51
Pensioner and dependant members	Number	Pension £m	Average age	Number	Pension £m	Average age
Males	7,102	42.7	73	n/a	n/a	n/a
Females	18,847	42.5	71	n/a	n/a	n/a
Total	25,949	85.2	72	21,576	75	69

## Projected retirements

In the table below we have set out the number of members who are assumed to reach retirement age over the period from 1 April 2022 to 31 March 2026 as required under the Regulations.

Members may retire for a number of reasons including reaching normal retirement age, retiring through ill-health or redundancy. The amounts set out in the table below are the new retirement benefit amounts, as at the current valuation date that are assumed to come into payment in each of the intervaluation years.

Projected new benefits		
Year to	Number of members	Retirement benefits £m
31 March 2023	1,158	7
31 March 2024	1,281	7
31 March 2025	1,493	9
31 March 2026	1,322	7

## Guaranteed Minimum Pension (GMP) equalisation and indexation

On 23 March 2021, the Government published the outcome to its GMP Indexation consultation, concluding that all public service pension schemes, including the LGPS, will be directed to provide full indexation to members with a GMP reaching State Pension Age (SPA) beyond 5 April 2021. This is a permanent extension of the 'interim solution' that has applied to members with a GMP reaching SPA on or after 6 April 2016. Details of the consultation outcome can be found [here](#).

As with the previous valuation, we have assumed that the Fund will pay limited increases for members that have reached SPA by 6 April 2016, with the Government providing the remainder of the inflationary increase. For members that reach SPA after this date, we have assumed that the Fund will be required to pay the entire inflationary increase. We are comfortable that our approach is consistent with the consultation outcome.

## Appendix 2 Summary of assumptions

A summary of the assumptions adopted for the valuation at 31 March 2022 and as at 31 March 2019 is set out below.

Assumptions	2022 valuation	2019 valuation
<b>Financial assumptions (p.a.)</b>		
CPI inflation	2.9%	2.3%
Salary increases	3.9%	2.6%
Discount rate	4.0%	4.0%
Pension increases on GMP	Funds will pay limited increases for members reaching SPA by 6 April 2016, and full increases for others	
<b>Demographic assumptions</b>		
Post-retirement mortality		
Base table pensioners	130% of S3PMA and 120% of S3PFA	Club Vita
Base table dependants	105% of S3DA tables	Club Vita
CMI Model	2021	2018
Long-term rate of improvement	1.25% p.a.	1.25% p.a.
Smoothing parameter	7	7
Initial addition to improvement	0.0%	0.5% (M) / 0.25% (F)
2020/21 weighting parameter	5%	n/a
Retirement assumption	Weighted average GAD 2016 scheme val: no salary scale, 50% multiplier to ill-health rates and 115% multiplier to pre-retirement mortality rates	In line with 2016 LGPS cost cap valuation
Pre-retirement decrements	Member data	See 2019 valuation report for more information
50:50 assumption	Member data	1% of members
Commutation	50% of max	50% of max for pre-2008 service, 75% of max for post-2008 service
Family statistics		
% with qualifying dependant	75% (M) / 70% (F)	Varied
Age difference	Males 3 years older	Males 3 years older

## Demographic assumptions – sample rates

The following tables set out some sample rates of the demographic assumptions used in the calculations. These sample rates are based on those set by the Government Actuary's Department (GAD) based on analysis of the Local Government Pension Scheme (LGPS) in England and Wales.

### Allowance for ill-health early retirements

A small proportion of members are assumed to retire early due to ill health. In the table below we set out an extract of some sample rates from the GAD tables used:

Age	Males	Females
25	0.01%	0.00%
30	0.01%	0.01%
35	0.02%	0.01%
40	0.04%	0.03%
45	0.09%	0.06%
50	0.18%	0.13%
55	0.36%	0.28%
60	0.74%	0.62%
65	1.51%	1.34%

Please note the above rates are the raw decrements as set by GAD. Our assumption is that there will be 50% of the number of ill-health retirements assumed by GAD.

The proportion of ill-health early retirements falling into each tier category has been assumed to be as follows for both males and females:

Tier 1	Tier 2	Tier 3
75%	15%	10%



## Death before retirement

A small number of members are assumed to die before reaching retirement age. In the table below we set out an extract of some sample rates from the GAD tables used:

Age	Males	Females
25	0.02%	0.01%
30	0.03%	0.01%
35	0.05%	0.02%
40	0.06%	0.03%
45	0.09%	0.05%
50	0.13%	0.08%
55	0.21%	0.12%
60	0.32%	0.19%
65	0.5%	0.29%

Please note the above rates are the raw decrements as set by GAD. We have applied a 115% multiplier to the rates assumed by GAD.

## Allowance for withdrawals

This assumption is regarding active members who leave service to move to deferred member status. Active members are assumed to leave service at the following sample rates:

Age	Males	Females
25	9.21%	10.17%
30	7.25%	8.07%
35	5.70%	6.40%
40	4.48%	5.07%
45	3.53%	4.03%
50	2.78%	3.19%
55	2.18%	2.53%
60	1.72%	2.01%
65	1.35%	1.59%

## Appendix 3 Regulatory uncertainties

There are currently a few important regulatory uncertainties surrounding the 2022 valuation as follows:

- Effect of the McCloud and Sargeant cases;
- Cost management reviews which could affect future and historic LGPS benefits;
- Change in timing of future actuarial valuations from a triennial cycle; and
- Climate change risks and opportunities.

Although it is unclear what impact these uncertainties will have on the future benefits of individual members, we have considered these issues in the assumptions used to set the contribution rates for employers.

### McCloud

When the Government reformed public service pension schemes in 2014 and 2015 they introduced protections for older members. In December 2018, the Court of Appeal ruled that younger members of the Judges' and Firefighters' Pension schemes have been discriminated against because the protections do not apply to them. The Government has confirmed that there will be changes to all main public sector schemes, including the LGPS, to remove this age discrimination. A consultation has been run in relation to the changes proposed for the LGPS and legislation is now being drafted to bring forward these changes. We understand the updated Regulations are to be consulted on in 2023 with the earliest effective date expected to be October 2023.

For the 2022 valuation, as instructed by the Department of Levelling Up, Housing and Communities (DLUHC), we have assumed that the legislation will bring forward the changes as currently proposed, and we have valued the benefits in line with this. The data extracts received for valuation purposes did not include the full pay or service history we require to value the cost of the anticipated benefit changes. We therefore made estimates (for active members only) based on the information that is held in data extract provided. Our estimates involve projecting members CARE benefits against the equivalent final salary benefit to determine, for each active member, whether the underpin may bite and the liability value if it does. There still remains uncertainty over the long-term effects of the McCloud judgment but where data has been available, we have been able to estimate the impact of McCloud on individual employers and funding positions and contributions have been set accordingly.

## Change in timing of future actuarial valuations from a triennial cycle

In 2019, the Ministry of Housing, Communities & Local Government (as it was then known, now known as DLUHC) issued a consultation which included moving from a triennial to quadrennial valuation cycle from 2024. The issue remains outstanding and we have produced this report on the basis of a triennial valuation cycle.

### Cost management reviews

There remain uncertainties around the 2016 and 2020 cost management exercises. Although we understand that the Scheme Advisory Board (SAB) will not be recommending any Scheme changes, this is still to be announced. However, we anticipate the impact of any changes to be small and therefore we have not made an explicit allowance for these.

Further cost management reviews will be carried out and may lead to future benefit changes. However, as the aim of this monitoring is to keep the cost of benefits within an affordable range, we can be relatively comfortable that future reviews will not have a significant impact on the value we currently place on the liabilities, therefore we have not made an explicit allowance for these.

## Climate change risks and opportunities

Climate risk is an important consideration for the 2022 valuation. As part of the 2022 valuation process we have used scenario analysis to identify the impact of shorter term climate risk (transition risk) and longer term climate risk (physical risk) on the Fund's potential funding outcomes. This analysis was developed for LGPS funds based on the Department for Work and Pensions regulations, as we await final regulations which apply directly to the LGPS. The analysis was discussed with GAD, who agreed a set of four key principles for how LGPS funds would undertake climate change scenario analysis as part of the 2022 valuation.

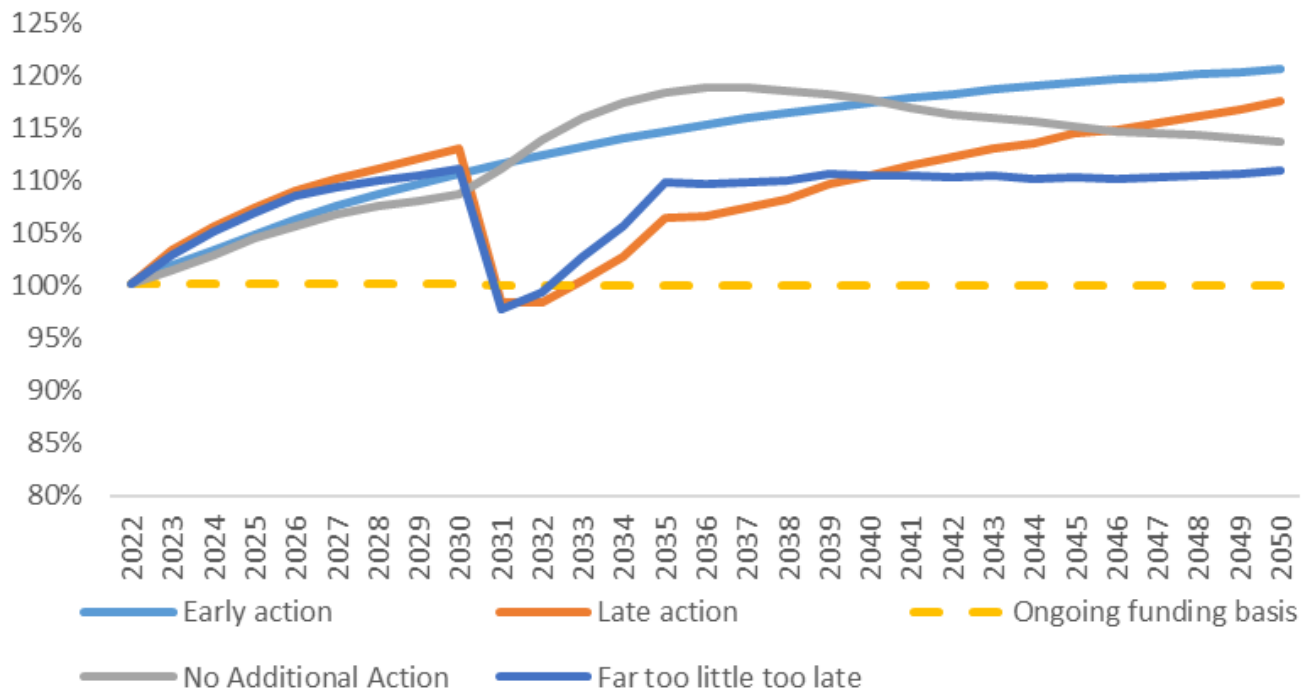
Our analysis considered the potential impact on the future investment return outlook (and therefore discount rate) and inflation (and therefore inflation-linked assumptions), for the purpose of projecting asset and liability values and primary rates. We have also considered additional elements such as the potential impact on life expectancy changes and employer covenant. The analysis supports the level of prudence in the funding strategy.

Under the Key principles, it was agreed that each fund should select two scenarios to consider as a minimum including: "Paris-aligned" and higher temperature outcome, and compare these to the funding basis.

- “Paris-aligned” is an optimistic basis which assumes that good progress is made towards the ambitions made in the 2015 Paris Agreement.
- A higher temperature outcome assumes that no new climate policies are introduced beyond those already agreed, resulting in a growing concentration of greenhouse gas emissions and a larger increase in global temperatures.

Our analysis considers four scenarios which are detailed in our climate scenario analysis report. The impact on the funding position of each scenario is considered in Projected funding level graph below.

### Funding level projections



Our “early action” scenario aims to represent a “Paris-aligned” scenario, and our “no additional action” scenario represents a higher temperature outcome.

One of the other key principles agreed with GAD was for results to be considered over a period of at least 20 years. The funding level is projected over a period of 30 years as can be seen in the graph above.

Detail on the Fund’s approach will also be included in the FSS.

### COVID-19 crisis

The 2019 valuation report and Rates and Adjustments Certificate were finalised during the early stages of the COVID-19 crisis. Due to the timing of events, no adjustment was made to the 2019 results. There still remains uncertainty over the long-term effects of COVID-19 but where data has been available, we have been able to consider the impact of COVID-19 on individual funds through the longevity analysis and in setting the mortality assumptions for the Fund. On balance, we would expect the pandemic to lead to a modest reduction in future improvements in life expectancy.

Therefore, we are comfortable that contributions have been set appropriately to allow for COVID-19, based on the data available. More data will be available at the next formal valuation in 2025 where we will update our analysis. We will also continue to monitor the situation during the intervaluation period.

## Appendix 4 Dashboard

### GAD Dashboard

#### 2022 funding position - local funding basis

Funding level (assets/liabilities)	%	100.6%
Funding level (change since previous valuation)	%	7.8%
Asset value used at the valuation	£m	3,014
Value of liabilities (including McCloud liability)	£m	2,996
Surplus (deficit)	£m	18
Discount rate – past service	% pa	4.0%
Discount rate – future service	% pa	4.0%
Assumed pension increases (CPI)	% pa	2.9%
Method of derivation of discount rate, plus any changes since previous valuation		In line with the Funding Strategy Statement

#### Assumed life expectancies at age 65

Life expectancy for current pensioners – men age 65	years	19.8
Life expectancy for current pensioners – women age 65	years	22.9
Life expectancy for future pensioners – men age 45	years	21.0
Life expectancy for future pensioners – women age 45	years	24.3

#### Past service funding position - SAB basis (for comparison purposes only)

Market value of assets	£m	3,071
Value of liabilities	£m	2,598
Funding level on SAB basis (assets/liabilities)	%	118.2%
Funding level on SAB basis (change since last valuation)	%	Increase by 15.2%

		<b>2019 Valuation</b>	<b>2022 Valuation</b>
<b>Contribution rates payable</b>			
Primary contribution rate	% of pay	18.6%	24.1%
<i>Secondary contribution rate (cash amounts in each year in line with CIPFA guidance)</i>	£m		
Secondary contribution rate - 1st year of rates and adjustment certificate	£m	22.88	4.35
Secondary contribution rate - 2nd year of rates and adjustment certificate	£m	25.73	4.54
Secondary contribution rate - 3rd year of rates and adjustment certificate	£m	28.69	4.74
<i>Giving total expected contributions</i>			
Total expected contributions - 1st year of rates and adjustment certificate (£ figure based on assumed payroll)	£m	86.53	102.73
Total expected contributions - 2nd year of rates and adjustment certificate (£ figure based on assumed payroll)	£m	90.65	106.74
Total expected contributions - 3rd year of rates and adjustment certificate (£ figure based on assumed payroll)	£m	94.91	110.91
<i>Assumed payroll (cash amounts in each year)</i>			
Total assumed payroll - 1st year of rates and adjustment certificate (£m)	£m	342.20	408.01
Total assumed payroll - 2nd year of rates and adjustment certificate (£m)	£m	349.10	423.83
Total assumed payroll - 3rd year of rates and adjustment certificate (£m)	£m	356.00	440.27
3-year average total employer contribution rate	% of pay	26.0%	25.2%
Average employee contribution rate (% of pay)	% of pay	6.1%	6.2%
Employee contribution rate (£ figure based on assumed payroll of £m)	£m pa	20.95	25.19
<b>Deficit recovery plan and surplus spreading plan</b>		<b>2019 Valuation</b>	<b>2022 Valuation</b>
Latest deficit recovery period end date, where this methodology is used by the fund's actuarial advisor	Year	2040	2040
Earliest surplus spreading period end date, where this methodology is used by the fund's actuarial advisor	Year	2023	2026
The time horizon end date, where this methodology is used by the fund's actuarial advisor	Year	n/a	n/a
The funding plan's likelihood of success, where this methodology is used by the fund's actuarial advisor	%	n/a	n/a
Percentage of liabilities relating to employers with deficit recovery periods of longer than 20 years	%	0.0%	0.0%



**Additional information**

Percentage of total liabilities that are in respect of Tier 3 employers	%	5.1%
Included climate change analysis/comments in the 2022 valuation report	Yes/No	Yes
Value of McCloud liability in the 2022 valuation report (on local funding basis)	£m	21

## Appendix 5 Rates and Adjustments Certificate

### Regulatory background

In accordance with Regulation 62 of the Local Government Pension Scheme Regulations we have made an assessment of the contributions that should be paid into the Fund by participating employers for the period 1 April 2023 to 31 March 2026.

The method and assumptions used to calculate the contributions set out in the Rates and Adjustments Certificate are detailed in the Funding Strategy Statement and our report on the actuarial valuation dated 30 March 2023.

The primary rate of contribution as defined by Regulation 62(5) for each employer for the period 1 April 2023 to 31 March 2026 is set out in the table overleaf. The primary rate is the employer's contribution towards the cost of benefits accruing in each of the three years beginning 1 April 2023. In addition each employer pays a secondary contribution as required under Regulation 62(7) that when combined with the primary rate results in the minimum total contributions as set out below. This secondary rate is based on their particular circumstances and so individual adjustments are made for each employer.

### Primary and secondary rate summary

The primary rate for the Fund is the weighted average (by payroll) of the individual employers' primary rates and is 24.4% p.a. of payroll.

The secondary rates across the entire Fund (as a percentage of projected Pensionable Pay and as a monetary amount) in each of the three years in the period 1 April 2023 to 31 March 2026 is set out in the table below.

Secondary contributions	2023/24	2024/25	2025/26
Total as a % of payroll	1.1%	1.1%	1.1%
Equivalent to total monetary amounts of	£4,348,024	£4,536,065	£4,742,412

These amounts reflect the individual employers' deficit recovery plans.

## General notes

Employers may pay further amounts at any time and future periodic contributions, or the timing of contributions, may be adjusted on a basis approved by us as the Fund Actuary. The administering authority, with the advice from us as the Fund Actuary may allow some or all of these contributions to be treated as a prepayment and offset against future certified contributions.

The certified contributions include an allowance for expenses and the expected cost of lump sum death benefits but exclude early retirement strain and augmentation costs which are payable by participating employers in addition.

The monetary amounts are payable in 12 monthly instalments throughout the relevant year unless agreed by the administering authority and an individual employer.

Employer code	Employer name	Primary rate (% pay)	Secondary rate (% pay plus monetary adjustment)			Total contributions i.e. primary (% of pay) plus secondary		
			2023/24	2024/25	2025/26	2023/24	2024/25	2025/26
<b>Scheduled Bodies</b>								
<i>Funding Pool</i>								
Lincolnshire County Council Pool								
L0901	Lincolnshire County Council	24.1%	-	-	-	24.1%	24.1%	24.1%
P20029	Serco	24.1%	-	-	-	24.1%	24.1%	24.1%
P20035	GLL	24.1%	-	-	-	24.1%	24.1%	24.1%
P20048	Balfour Beatty	24.1%	-	-	-	24.1%	24.1%	24.1%
<i>Funding Pool</i>								
Police and Crime Commissioner for Lincolnshire & G4S								
	Police and Crime Commissioner for Lincolnshire	24.4%	-	-	-	24.4%	24.4%	24.4%
<i>Funding Pool</i>								
City of Lincoln Council								
L0904	City of Lincoln Council	23.4%	£756k	£786k	£816k	23.4% plus £756k	23.4% plus £786k	23.4% plus £816k
P20061	Lincolnshire Road Car Company Ltd. (Stagecoach)	17.3%	-	-	-	17.3%	17.3%	17.3%
<i>Individual Employers</i>								
L0902	West Lindsey District Council	23.5%	£642k	£667k	£692k	23.5% plus £642k	23.5% plus £667k	23.5% plus £692k
L0906	North Kesteven District Council	23.6%	£385k	£400k	£416k	23.6% plus £385k	23.6% plus £400k	23.6% plus £416k
L0907	South Kesteven District Council	24.8%	-	-	-	24.8%	24.8%	24.8%
L0905	Boston Borough Council	23.6%	£687k	£713k	£741k	23.6% plus £687k	23.6% plus £713k	23.6% plus £741k

Employer code	Employer name	Primary rate	Secondary rate (% pay plus monetary adjustment)			Total contributions i.e. primary (% of pay) plus secondary		
		(% pay)	2023/24	2024/25	2025/26	2023/24	2024/25	2025/26
L0903	East Lindsey District Council	23.8%	£649k	£674k	£700k	23.8% plus £649k	23.8% plus £674k	23.8% plus £700k
L0908	South Holland District Council	23.8%	£232k	£241k	£250k	23.8% plus £232k	23.8% plus £241k	23.8% plus £250k
<b>Small Scheduled Bodies</b>								
<i>Funding Pool</i>	Small Scheduled Bodies							
L0949	Bourne Town Council	26.6%	-2.7%	-1.4%	-	23.9%	25.2%	26.6%
L0942	Sleaford Town Council	26.6%	-2.7%	-1.4%	-	23.9%	25.2%	26.6%
L0810	Horncastle Town Council	26.6%	-2.7%	-1.4%	-	23.9%	25.2%	26.6%
L0941	N Hykeham Town Council	26.6%	-2.7%	-1.4%	-	23.9%	25.2%	26.6%
L0937	Louth Town Council	26.6%	-2.7%	-1.4%	-	23.9%	25.2%	26.6%
L0928	Stamford Town Council	26.6%	-2.7%	-1.4%	-	23.9%	25.2%	26.6%
L0816	Washingborough Parish Council	26.6%	-2.7%	-1.4%	-	23.9%	25.2%	26.6%
L0805	Crowland Parish Council	26.6%	-2.7%	-1.4%	-	23.9%	25.2%	26.6%
L0852	Woodhall Spa Parish Council	26.6%	-2.7%	-1.4%	-	23.9%	25.2%	26.6%
L0819	Deeping St James Parish Council	26.6%	-2.7%	-1.4%	-	23.9%	25.2%	26.6%
P30112	Fiskerton Parish Council	26.6%	-2.7%	-1.4%	-	23.9%	25.2%	26.6%
L0807	Langworth Parish Council	26.6%	-2.7%	-1.4%	-	23.9%	25.2%	26.6%
L0520	Billinghay Parish Council	26.6%	-2.7%	-1.4%	-	23.9%	25.2%	26.6%
L0813	Skegness Town Council	26.6%	-2.7%	-1.4%	-	23.9%	25.2%	26.6%
L0935	Nettleham Parish Council	26.6%	-2.7%	-1.4%	-	23.9%	25.2%	26.6%
L0841	Skellingthorpe Parish Council	26.6%	-2.7%	-1.4%	-	23.9%	25.2%	26.6%
L0806	Sudbrooke Parish Council	26.6%	-2.7%	-1.4%	-	23.9%	25.2%	26.6%
L0843	Greetwell Parish Council	26.6%	-2.7%	-1.4%	-	23.9%	25.2%	26.6%
P30108	Thorpe on the Hill Parish Council	26.6%	-2.7%	-1.4%	-	23.9%	25.2%	26.6%
L0938	Mablethorpe and Sutton Town Council	26.6%	-2.7%	-1.4%	-	23.9%	25.2%	26.6%
L0829	Market Deeping Town Council	26.6%	-2.7%	-1.4%	-	23.9%	25.2%	26.6%
P30104	Pinchbeck Parish Council	26.6%	-2.7%	-1.4%	-	23.9%	25.2%	26.6%

Employer code	Employer name	Primary rate	Secondary rate (% pay plus monetary adjustment)			Total contributions i.e. primary (% of pay) plus secondary		
		(% pay)	2023/24	2024/25	2025/26	2023/24	2024/25	2025/26
P30101	Gedney Parish Council	26.6%	-2.7%	-1.4%	-	23.9%	25.2%	26.6%
P30103	Sutton Bridge Parish Council	26.6%	-2.7%	-1.4%	-	23.9%	25.2%	26.6%
L0936	Ingoldmells Parish Council	26.6%	-2.7%	-1.4%	-	23.9%	25.2%	26.6%
P30071	Welton Parish Council	26.6%	-2.7%	-1.4%	-	23.9%	25.2%	26.6%
L0525	Bracebridge Heath Parish Council	26.6%	-2.7%	-1.4%	-	23.9%	25.2%	26.6%
L0853	Gainsborough Town Council	26.6%	-2.7%	-1.4%	-	23.9%	25.2%	26.6%
P30110	Scotter Parish Council	26.6%	-2.7%	-1.4%	-	23.9%	25.2%	26.6%
<b>Further Education Bodies</b>								
<i>Individual Employers</i>								
L0910	Bishop Grosseteste University	26.9%	-	-	-	26.9%	26.9%	26.9%
L0977	Boston College	24.6%	-	-	-	24.6%	24.6%	24.6%
L0978	Lincoln College	25.3%	-	-	-	25.3%	25.3%	25.3%
L0975	Grantham College	24.5%	-	-	-	24.5%	24.5%	24.5%
<b>Academies</b>								
<i>Funding Pool</i>	Lincolnshire Gateway Academy Trust	24.6%	£42k	£43k	£45k	24.6% plus £42k	24.6% plus £43k	24.6% plus £45k
<i>Funding Pool</i>	Priory Federation of Academies	24.1%	-	-	-	24.1%	24.1%	24.1%
<i>Funding Pool</i>	David Ross Education Trust	24.5%	£67k	£69k	£72k	24.5% plus £67k	24.5% plus £69k	24.5% plus £72k
<i>Funding Pool</i>	CIT Academies	23.3%	£306k	£317k	£330k	23.3% plus £306k	23.3% plus £317k	23.3% plus £330k
<i>Funding Pool</i>	Horncastle Education Trust	25.1%	£127k	£131k	£137k	25.1% plus £127k	25.1% plus £131k	25.1% plus £137k
<i>Funding Pool</i>	Wellspring Academy Trust	22.7%	£79k	£82k	£85k	22.7% plus £79k	22.7% plus £82k	22.7% plus £85k
<i>Funding Pool</i>	Meridian Trust	24.7%	-4.1%	-4.1%	-4.1%	20.6%	20.6%	20.6%
<i>Funding Pool</i>	Our Lady of Lourdes Catholic Multi-Academy Trust	24.9%	£55k	£57k	£60k	24.9% plus £55k	24.9% plus £57k	24.9% plus £60k
<i>Funding Pool</i>	Tall Oaks	23.6%	£28k	£29k	£30k	23.6% plus £28k	23.6% plus £29k	23.6% plus £30k
L0720	Kidgate Primary Academy	24.1%	£17k	£17k	£18k	24.1% plus £17k	24.1% plus £17k	24.1% plus £18k
P20066	Carlton Cleaning	24.1%	-	-	-	24.1%	24.1%	24.1%
L0890	Hartsholme Academy	22.4%	£16k	£16k	£17k	22.4% plus £16k	22.4% plus £16k	22.4% plus £17k

Employer code	Employer name	Primary rate	Secondary rate (% pay plus monetary adjustment)			Total contributions i.e. primary (% of pay) plus secondary		
		(% pay)	2023/24	2024/25	2025/26	2023/24	2024/25	2025/26
L0706	Boston West Academy	24.1%	-	-	-	24.1%	24.1%	24.1%
P40116	King Edward VI Grammar School (Louth)	25.5%	£66k	£68k	£71k	25.5% plus £66k	25.5% plus £68k	25.5% plus £71k
L0505	Boston Grammar School	24.8%	£6k	£7k	£7k	24.8% plus £6k	24.8% plus £7k	24.8% plus £7k
L0856	Sleaford St Georges Academy	25.4%	-	-	-	25.4%	25.4%	25.4%
L0884	Lincoln Westgate Academy	24.0%	-	-	-	24.0%	24.0%	24.0%
L0719	Gainsborough Parish Church Academy	23.8%	£17k	£18k	£18k	23.8% plus £17k	23.8% plus £18k	23.8% plus £18k
L0894	Stamford Malcolm Sargent Primary	24.2%	-	-	-	24.2%	24.2%	24.2%
L0888	William Alvey School	24.4%	£6k	£6k	£6k	24.4% plus £6k	24.4% plus £6k	24.4% plus £6k
L0724	The Skegness Junior Academy	25.0%	£7k	£7k	£7k	25.0% plus £7k	25.0% plus £7k	25.0% plus £7k
L0863	West Grantham Academies Trust	24.5%	-	-	-	24.5%	24.5%	24.5%
P40120	Aegir Specialist Academy	25.3%	£42k	£43k	£45k	25.3% plus £42k	25.3% plus £43k	25.3% plus £45k
L0713	Woodhall Spa St Andrews Church of England Academy	24.8%	£4k	£4k	£4k	24.8% plus £4k	24.8% plus £4k	24.8% plus £4k
L0869	Welton William Farr CE Comprehensive School	25.7%	-	-	-	25.7%	25.7%	25.7%
P40127	Gosberton House Academy	22.1%	£37k	£39k	£40k	22.1% plus £37k	22.1% plus £39k	22.1% plus £40k
L0873	Tower Road Academy (Primary)	23.9%	£7k	£7k	£7k	23.9% plus £7k	23.9% plus £7k	23.9% plus £7k
L0875	North Kesteven Academy	26.6%	£41k	£42k	£44k	26.6% plus £41k	26.6% plus £42k	26.6% plus £44k
L0881	Ermine Primary Academy	24.2%	-	-	-	24.2%	24.2%	24.2%
L0508	Manor Leas Junior	24.4%	£1k	£1k	£1k	24.4% plus £1k	24.4% plus £1k	24.4% plus £1k
L0715	Voyage Education Partnership	23.4%	£47k	£49k	£50k	23.4% plus £47k	23.4% plus £49k	23.4% plus £50k
L0731	The Skegness Infant Academy	25.4%	£31k	£33k	£34k	25.4% plus £31k	25.4% plus £33k	25.4% plus £34k
P40177	St Thomas CE Primary Academy, Boston	23.2%	£22k	£23k	£23k	23.2% plus £22k	23.2% plus £23k	23.2% plus £23k
L0877	John Spendluffe Technology College	24.8%	£9k	£9k	£9k	24.8% plus £9k	24.8% plus £9k	24.8% plus £9k
L0892	Bourne Westfield Primary Academy	25.1%	£6k	£6k	£6k	25.1% plus £6k	25.1% plus £6k	25.1% plus £6k
L0501	Boston High School	25.5%	£23k	£24k	£25k	25.5% plus £23k	25.5% plus £24k	25.5% plus £25k
P40183	Spalding Parish C of E Day School	25.3%	£5k	£5k	£5k	25.3% plus £5k	25.3% plus £5k	25.3% plus £5k
L0725	The Ingoldmells Academy	23.8%	£17k	£18k	£18k	23.8% plus £17k	23.8% plus £18k	23.8% plus £18k

Employer code	Employer name	Primary rate	Secondary rate (% pay plus monetary adjustment)			Total contributions i.e. primary (% of pay) plus secondary		
		(% pay)	2023/24	2024/25	2025/26	2023/24	2024/25	2025/26
L0532	Wainfleet Magdalene C of E Academy	25.4%	£4k	£4k	£4k	25.4% plus £4k	25.4% plus £4k	25.4% plus £4k
P40121	Warren Wood Specialist Academy	23.8%	£30k	£31k	£32k	23.8% plus £30k	23.8% plus £31k	23.8% plus £32k
L0702	Gainsborough Benjamin Adlard Community School	24.2%	-4.7%	-4.7%	-4.7%	19.5%	19.5%	19.5%
L0876	Sir Robert Pattinson Academy	25.4%	£33k	£35k	£36k	25.4% plus £33k	25.4% plus £35k	25.4% plus £36k
L0871	Lincoln Castle Academy	25.6%	-	-	-	25.6%	25.6%	25.6%
L0860	Skegness Academy	24.3%	£19k	£19k	£20k	24.3% plus £19k	24.3% plus £19k	24.3% plus £20k
L0870	Grantham Walton Girls	24.6%	-	-	-	24.6%	24.6%	24.6%
L0887	Mount Street Academy	23.6%	-	-	-	23.6%	23.6%	23.6%
L0885	Lincoln Christs Hospital School (Academy)	26.0%	£10k	£10k	£10k	26.0% plus £10k	26.0% plus £10k	26.0% plus £10k
L0896	St John's Primary Academy Bracebridge Heath	25.2%	£13k	£14k	£14k	25.2% plus £13k	25.2% plus £14k	25.2% plus £14k
L0886	University Academy Holbeach	25.2%	£19k	£20k	£21k	25.2% plus £19k	25.2% plus £20k	25.2% plus £21k
L0717	Kesteven and Grantham Academy	27.3%	£27k	£29k	£30k	27.3% plus £27k	27.3% plus £29k	27.3% plus £30k
L0721	Ellison Boulsters Church of England Academy School	25.7%	-	-	-	25.7%	25.7%	25.7%
L0878	Sleaford Carres Grammar School (Academy)	24.4%	£22k	£23k	£24k	24.4% plus £22k	24.4% plus £23k	24.4% plus £24k
L0897	The Deepings School	26.1%	-6.4%	-6.4%	-6.4%	19.7%	19.7%	19.7%
L0535	Beacon Primary Academy	23.2%	£2k	£2k	£2k	23.2% plus £2k	23.2% plus £2k	23.2% plus £2k
L0872	Market Rasen De Aston School (Academy)	24.3%	-	-	-	24.3%	24.3%	24.3%
L0718	Cowley Academy	25.0%	-	-	-	25.0%	25.0%	25.0%
P40203	Infinity Academies Trust (Head Office)	26.1%	£1k	£1k	£1k	26.1% plus £1k	26.1% plus £1k	26.1% plus £1k
L0864	Giles Academy	25.0%	£9k	£10k	£10k	25.0% plus £9k	25.0% plus £10k	25.0% plus £10k
L0502	Spalding Academy	25.3%	£13k	£14k	£14k	25.3% plus £13k	25.3% plus £14k	25.3% plus £14k
P40126	Spilsby Primary School	25.3%	£27k	£28k	£29k	25.3% plus £27k	25.3% plus £28k	25.3% plus £29k
L0521	Utterby Primary School	24.4%	-	-	-	24.4%	24.4%	24.4%
L0710	Grantham National Church of England Junior School	26.0%	£13k	£14k	£14k	26.0% plus £13k	26.0% plus £14k	26.0% plus £14k
P40156	St Michaels Church of England Primary School	23.4%	£2k	£2k	£2k	23.4% plus £2k	23.4% plus £2k	23.4% plus £2k
L0726	Nettleham Infants School	24.0%	£12k	£12k	£13k	24.0% plus £12k	24.0% plus £12k	24.0% plus £13k

Employer code	Employer name	Primary rate	Secondary rate (% pay plus monetary adjustment)			Total contributions i.e. primary (% of pay) plus secondary		
		(% pay)	2023/24	2024/25	2025/26	2023/24	2024/25	2025/26
P40154	Bassingham Primary School	27.0%	£8k	£9k	£9k	27.0% plus £8k	27.0% plus £9k	27.0% plus £9k
P40114	Lincoln Anglican Academy Trust	24.0%	-	-	-	24.0%	24.0%	24.0%
P40117	St Lawrence School (Horncastle)	23.3%	£50k	£52k	£54k	23.3% plus £50k	23.3% plus £52k	23.3% plus £54k
L0709	Rauceby Church of England Primary School	27.4%	£2k	£2k	£2k	27.4% plus £2k	27.4% plus £2k	27.4% plus £2k
L0730	Mablethorpe Primary Academy	25.2%	£5k	£6k	£6k	25.2% plus £5k	25.2% plus £6k	25.2% plus £6k
L0879	Grantham Kings School	25.7%	£6k	£7k	£7k	25.7% plus £6k	25.7% plus £7k	25.7% plus £7k
L0883	Bourne Academy	25.7%	-	-	-	25.7%	25.7%	25.7%
P40129	South Witham Academy	25.1%	£2k	£2k	£3k	25.1% plus £2k	25.1% plus £2k	25.1% plus £3k
P40201	Lutton St Nicholas Primary School	23.6%	£2k	£2k	£3k	23.6% plus £2k	23.6% plus £2k	23.6% plus £3k
P40200	Gedney Church End Primary Academy	21.7%	-	-	-	21.7%	21.7%	21.7%
L0851	The Gainsborough Academy	24.0%	-3.5%	-3.5%	-3.5%	20.5%	20.5%	20.5%
P40119	St Bernards School (Louth)	22.8%	£51k	£53k	£55k	22.8% plus £51k	22.8% plus £53k	22.8% plus £55k
L0882	Caistor Yarborough Academy	23.2%	-	-	-	23.2%	23.2%	23.2%
L0867	Branston Community Academy	25.4%	-	-	-	25.4%	25.4%	25.4%
L0542	Lincoln UTC	22.3%	£10k	£10k	£10k	22.3% plus £10k	22.3% plus £10k	22.3% plus £10k
L0526	Carlton Academy	22.9%	£13k	£13k	£14k	22.9% plus £13k	22.9% plus £13k	22.9% plus £14k
P40192	Pinchbeck East C of E Primary School	25.9%	£8k	£8k	£9k	25.9% plus £8k	25.9% plus £8k	25.9% plus £9k
L0704	Ruskington Chestnut Street C of E Primary School	26.1%	£12k	£13k	£13k	26.1% plus £12k	26.1% plus £13k	26.1% plus £13k
L0543	Lincoln St Giles Academy	24.1%	£37k	£38k	£40k	24.1% plus £37k	24.1% plus £38k	24.1% plus £40k
L0874	Fosse Way Academy	24.2%	-	-	-	24.2%	24.2%	24.2%
P40169	St Nicholas CoE Primary School	23.7%	-	-	-	23.7%	23.7%	23.7%
P40176	Wyberton Primary School	23.4%	£12k	£12k	£13k	23.4% plus £12k	23.4% plus £12k	23.4% plus £13k
L0539	Holbeach Primary Academy	24.1%	£16k	£16k	£17k	24.1% plus £16k	24.1% plus £16k	24.1% plus £17k
L0707	Lincoln Manor Leas Infants School	25.6%	-	-	-	25.6%	25.6%	25.6%
L0703	Washingborough Academy	23.8%	£9k	£10k	£10k	23.8% plus £9k	23.8% plus £10k	23.8% plus £10k
L0708	Gainsborough Hillcrest Early Years Academy	22.7%	£17k	£18k	£19k	22.7% plus £17k	22.7% plus £18k	22.7% plus £19k



Employer code	Employer name	Primary rate	Secondary rate (% pay plus monetary adjustment)			Total contributions i.e. primary (% of pay) plus secondary		
		(% pay)	2023/24	2024/25	2025/26	2023/24	2024/25	2025/26
P40160	Holbeach Bank Academy	24.8%	£5k	£6k	£6k	24.8% plus £5k	24.8% plus £6k	24.8% plus £6k
L0733	Welbourn Sir William Robertson Academy	24.0%	£18k	£19k	£19k	24.0% plus £18k	24.0% plus £19k	24.0% plus £19k
L0866	Caistor Grammar School	25.0%	-	-	-	25.0%	25.0%	25.0%
P40175	Seathorne Academy	24.6%	£11k	£12k	£12k	24.6% plus £11k	24.6% plus £12k	24.6% plus £12k
L0510	Spalding Grammar School Academy	25.2%	£20k	£21k	£22k	25.2% plus £20k	25.2% plus £21k	25.2% plus £22k
P40191	Spalding Primary School	23.9%	£14k	£14k	£15k	23.9% plus £14k	23.9% plus £14k	23.9% plus £15k
L0500	Welton St Marys Church of England Primary Academy	24.1%	£6k	£6k	£6k	24.1% plus £6k	24.1% plus £6k	24.1% plus £6k
P40149	Whaplode C of E Primary School	24.3%	-	-	-	24.3%	24.3%	24.3%
L0891	Kesteven & Sleaford High School Selective Academy	26.8%	£14k	£15k	£16k	26.8% plus £14k	26.8% plus £15k	26.8% plus £16k
L0522	North Thoresby Primary School	24.8%	-	-	-	24.8%	24.8%	24.8%
L0865	Queen Elizabeth's Grammar School, Alford - A Selective Academy	26.5%	-	-	-	26.5%	26.5%	26.5%
P40159	University Academy Long Sutton	24.4%	£32k	£33k	£35k	24.4% plus £32k	24.4% plus £33k	24.4% plus £35k
L0701	Witham St Hughs Academy	23.9%	£6k	£6k	£6k	23.9% plus £6k	23.9% plus £6k	23.9% plus £6k
P40134	Morton Church of England Primary School	25.7%	£8k	£8k	£9k	25.7% plus £8k	25.7% plus £8k	25.7% plus £9k
L0503	Bracebridge Infant and Nursery School	23.7%	-	-	-	23.7%	23.7%	23.7%
L0527	Kirkby la Thorpe CofE Primary Academy	25.6%	£3k	£3k	£3k	25.6% plus £3k	25.6% plus £3k	25.6% plus £3k
L0714	Stamford St Gilberts Church of England Primary School	26.2%	£5k	£5k	£6k	26.2% plus £5k	26.2% plus £5k	26.2% plus £6k
P40148	Branston C of E Infants School	24.0%	£4k	£4k	£4k	24.0% plus £4k	24.0% plus £4k	24.0% plus £4k
L0705	Long Bennington Church of England Academy	25.8%	£6k	£6k	£6k	25.8% plus £6k	25.8% plus £6k	25.8% plus £6k
L0711	Harrowby Infant Academy	24.9%	£3k	£3k	£3k	24.9% plus £3k	24.9% plus £3k	24.9% plus £3k
P40143	Manor Farm Academy	22.6%	-	-	-	22.6%	22.6%	22.6%
P40131	Browns Church of England Primary School	25.2%	£4k	£4k	£4k	25.2% plus £4k	25.2% plus £4k	25.2% plus £4k
P40182	Thurlby Community Primary School	23.4%	£1k	£1k	£1k	23.4% plus £1k	23.4% plus £1k	23.4% plus £1k
L0734	Little Gonerby Church of England Infants School	25.9%	-	-	-	25.9%	25.9%	25.9%
P40157	All Saints Academy Waddington	24.5%	£13k	£14k	£14k	24.5% plus £13k	24.5% plus £14k	24.5% plus £14k
P40184	Long Sutton Primary School	24.4%	£16k	£16k	£17k	24.4% plus £16k	24.4% plus £16k	24.4% plus £17k

Employer code	Employer name	Primary rate	Secondary rate (% pay plus monetary adjustment)			Total contributions i.e. primary (% of pay) plus secondary		
		(% pay)	2023/24	2024/25	2025/26	2023/24	2024/25	2025/26
P40112	Keelby Primary Academy	26.7%	£17k	£18k	£18k	26.7% plus £17k	26.7% plus £18k	26.7% plus £18k
L0895	Bourne Grammar School	26.0%	£12k	£12k	£13k	26.0% plus £12k	26.0% plus £12k	26.0% plus £13k
P40193	Friskney All Saints CofE Primary Academy	24.4%	-	-	-	24.4%	24.4%	24.4%
P40133	Edenham Church of England School	26.5%	£9k	£9k	£10k	26.5% plus £9k	26.5% plus £9k	26.5% plus £10k
P40153	Holy Trinity Church of England Primary	25.8%	£5k	£6k	£6k	25.8% plus £5k	25.8% plus £6k	25.8% plus £6k
L0712	Branston Junior Academy	26.2%	£4k	£4k	£4k	26.2% plus £4k	26.2% plus £4k	26.2% plus £4k
L0722	William Lovell Church of England Academy	25.4%	£38k	£39k	£41k	25.4% plus £38k	25.4% plus £39k	25.4% plus £41k
P40151	The Marton Academy	25.4%	£5k	£5k	£6k	25.4% plus £5k	25.4% plus £5k	25.4% plus £6k
P40190	Surfleet Primary Academy	24.1%	£3k	£4k	£4k	24.1% plus £3k	24.1% plus £4k	24.1% plus £4k
L0524	The Acorn EBS Free School	24.9%	-	-	-	24.9%	24.9%	24.9%
L0509	Gipsey Bridge Academy	26.5%	-	-	-	26.5%	26.5%	26.5%
P40205	Anthem Schools Trust	25.2%	£2k	£2k	£2k	25.2% plus £2k	25.2% plus £2k	25.2% plus £2k
L0536	Weston St Marys Primary School	25.3%	-	-	-	25.3%	25.3%	25.3%
L0868	Bourne Abbey C of E Academy	24.1%	£15k	£15k	£16k	24.1% plus £15k	24.1% plus £15k	24.1% plus £16k
<b>Community Admission Bodies</b>								
<i>Individual Employers</i>								
L0815	Platform Housing Group	25.4%	-	-	-	25.4%	25.4%	25.4%
L0818	Lincolnshire Housing Partnership	27.4%	-	-	-	27.4%	27.4%	27.4%
L0832	Active Lincolnshire	28.4%	-	-	-	28.4%	28.4%	28.4%
L0833	Adults Supporting Adults	33.4%	-4.3%	-4.3%	-4.3%	29.1%	29.1%	29.1%
<b>Drainage Boards</b>								
<i>Individual Employers</i>								
L0820	Lindsey Marsh Drainage Board	24.0%	-	-	-	24.0%	24.0%	24.0%
L0921	Black Sluice Internal Drainage Board	23.6%	£8k	£8k	£9k	23.6% plus £8k	23.6% plus £8k	23.6% plus £9k
L0923	Welland and Deeping Internal Drainage Board	24.0%	£48k	£50k	£52k	24.0% plus £48k	24.0% plus £50k	24.0% plus £52k
L0927	Upper Witham Internal Drainage Board	24.1%	£11k	£11k	£11k	24.1% plus £11k	24.1% plus £11k	24.1% plus £11k

Employer code	Employer name	Primary rate	Secondary rate (% pay plus monetary adjustment)			Total contributions i.e. primary (% of pay) plus secondary		
		(% pay)	2023/24	2024/25	2025/26	2023/24	2024/25	2025/26
L0911	Witham Third Internal Drainage Board	23.5%	-	-	-	23.5%	23.5%	23.5%
L0924	South Holland Internal Drainage Board	23.5%	£243k	£253k	£263k	23.5% plus £243k	23.5% plus £253k	23.5% plus £263k
L0922	Witham Fourth Internal Drainage Board	24.6%	-	-	-	24.6%	24.6%	24.6%
L0932	North East Lindsey Internal Drainage Board	25.1%	-4.4%	-4.4%	-4.4%	20.7%	20.7%	20.7%
L0926	Witham First Internal Drainage Board	30.1%	-10.8%	-10.8%	-10.8%	19.3%	19.3%	19.3%
<b>Transferee Admission Bodies</b>								
<i>Individual Employers</i>								
P20062	Caterlink (David Ross Education Trust)	29.4%	-	-	-	29.4%	29.4%	29.4%
L0547	Magna Vitae Leisure Trust	23.4%	-13.4%	-13.4%	-13.4%	10.0%	10.0%	10.0%
P20054	Danfo Ltd	23.1%	-	-	-	23.1%	23.1%	23.1%
P20058	Caterlink (Walton Girls School)	26.3%	-	-	-	26.3%	26.3%	26.3%
L0826	Active Nation	31.5%	-21.5%	-21.5%	-21.5%	10.0%	10.0%	10.0%
L0889	Edwards and Blake Ltd	27.4%	-	-	-	27.4%	27.4%	27.4%
P20043	Easy Clean Contractors (Linchfield)	30.8%	-5.4%	-5.4%	-5.4%	25.4%	25.4%	25.4%
P20038	Taylor Shaw (Branston Academy)	30.3%	-	-	-	30.3%	30.3%	30.3%
P20030	Vinci Construction UK Limited	33.0%	-11.4%	-11.4%	-11.4%	21.6%	21.6%	21.6%
P20060	Independent Cleaning Services (Caistor Grammar)	24.9%	-	-	-	24.9%	24.9%	24.9%
P20050	Nightingale Cleaning Limited	32.6%	-	-	-	32.6%	32.6%	32.6%
P20045	Outspoken Training	32.7%	-11.5%	-11.5%	-11.5%	21.2%	21.2%	21.2%
<b>Resolution bodies</b>								
<i>Individual Employers</i>								
L0861	Public Sector Partnership Services (PSPS)	23.1%	-	-	-	23.1%	23.1%	23.1%

\*See Pooled academies section for participating employers in pools

## Pooled academies

### CIT Academies

P40146	Caythorpe Primary
L0537	Grantham Sandon School
P40187	St Pauls Community Primary School
L0545	Grantham Isaac Newton Primary School
P40122	Boston Endeavour Academy
P40174	Poplar Farm School
P40208	Tulip Academy Spalding ( <i>joined post 2022 valuation</i> )
P40186	Linchfield Community School
L0538	Grantham Ambergate School
P40158	Chapel St Leonards Primary School
P40125	Woodlands Academy
L0738	Greenfields Academy, Grantham (CIT)
P40199	Foxfields Academy (CIT)
P40202	Bingham Free School ( <i>joined post 2022 valuation</i> )

### David Ross Education Trust

P40113	Thomas Middlecott Academy
L0514	Splisby Eresby School
L0728	Splisby King Edward IV Academy
L0528	Grantham Charles Read Academy
L0729	Skegness Grammar Academy
L0540	Tattershall Barnes Wallis Academy
P40111	Ingoldsby Academy
L0727	Hogsthorpe Community Primary Academy
P20036	Compass Contract Services(UK) Ltd

### Horncastle Education Trust

P40179	New York Primary School
P40109	Horncastle Bannovallum
L0735	Huttoft Primary School Academy ( <i>joined post 2022 valuation</i> )
P40188	Horncastle Education Trust (Head Office)
L0723	Horncastle Queen Elizabeth Grammar School
P40178	Frithville Primary School

### Lincolnshire Gateway Academy Trust

P40155	Louth Academy
P40128	Theddlethorpe Primary School
P40115	Somercotes Academy
L0504	Louth Cordeaux Academy

P20047 Aspens (Tollbar MAT) – pass through

**Meridian Trust**

P40189 The Bluecoat School, Stamford

L0893 Welland Academy, Stamford

**Our Lady of Lourdes Catholic Multi-Academy Trust**

L0518 Lincoln St Hugh's Catholic Primary School

P40168 St Norberts Catholic Primary School (Academy)

P40166 Boston St Mary's RC Primary Academy

P40167 St Mary's Catholic Primary Voluntary Academy Grantham

L0517 Sleaford Our Lady of Good Counsel

L0515 St Peter and St Paul Catholic Voluntary Academy

L0519 Stamford St Augustines

L0516 Lincoln Our Lady of Lincoln Catholic Primary School

**Priory Federation of Academies**

P40185 Willoughby Academy

L0850 Priory Federation of Academies

P40130 The Priory Pembroke

L0880 Heighington Millfield Primary Academy

P40142 Redwood Primary School

P40170 Cherry Willingham Primary School

L0513 Grantham Huntingtower Community Primary Academy

L0716 North Hykeham Ling Moor Academy

**Tall Oaks**

P40118 Castle Wood Academy (Gainsborough)

L0737 Whites Wood Academy

L0736 Mercer's Wood Academy

**Wellspring Academy Trust**

P40172 Lacey Gardens Junior School (Academy)

P40136 Springwell Lincolnshire

P40173 Eastfield Infant and Nursery School (Academy)

P40198 Horncastle Community Primary

## Post valuation employers

Employer code	Employer name	Primary rate (% pay)	Secondary rate (% pay plus monetary adjustment)			Total contributions i.e. primary (% of pay) plus secondary			Specific notes
			2023/24	2024/25	2025/26	2023/24	2024/25	2025/26	
P40207	Leadenham CofE Primary Academy (Infinity Academies Trust)	19.6%	-	-	-	19.6%	19.6%	19.6%	
P20070	Mellors Catering (Lincoln Castle Academy)	21.1%	-	-	-	21.1%	21.1%	21.1%	
P20073	Mitie (Lincolnshire Police)	16.3%	-	-	-	16.3%	16.3%	16.3%	
P20069	Reef Cleaning (Giles Academy)	25.0%	-	-	-	25.0%	25.0%	25.0%	
P20068	Vertas	19.8%	-	-	-	19.8%	19.8%	19.8%	
P20074	Taylor Shaw (Gainsborough Academy)	tbc	tbc	tbc	tbc	tbc	tbc	tbc	
P20053	Parkwood Holdings	tbc	tbc	tbc	tbc	tbc	tbc	tbc	
P30114	North Thoresby Parish Council	26.6%	-2.7%	-1.4%	-	23.9%	25.2%	26.6%	
P40209	Aspire Schools Trust (Head Office)	22.9%	-	-	-	22.9%	22.9%	22.9%	
L0735	Huttoft Primary Academy								See Horncastle Education Trust contribution rate
L0715	Old Leake Primary & Nursery Academy								See Voyage Education Partnership contribution rate
P40202	Bingham Free School								See CIT contribution rate
P40208	Tulip Academy Spalding								See CIT contribution rate